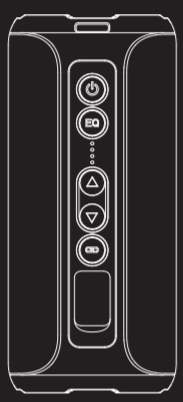


YOU LISN



S8/S8Pro
產品說明書

音響 x1
充電線 x1
音源線 x1
說明書 x1

尊敬的顧客:
您好!感謝您購買Youlison音響,為了讓您更好地使用本產品,請在操作前認真閱讀使用說明書。

產品主機及附件

功能指示

按鍵&功能

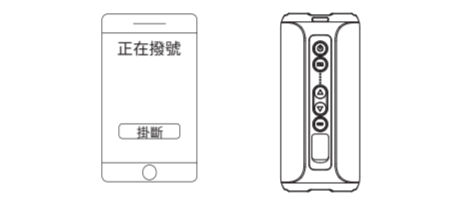
按鍵	操作	功能說明
短按	短按1下:切換藍牙、TF卡、AUX音樂播放模式	
長按	長按3秒:開關機	
短按	短按1下:切換人聲(紅燈)、流行(默認無燈)、重低音(藍燈)	
長按	長按3秒:喚醒手機語音助理,喚醒後短按可關閉	
雙擊	雙擊關閉燈效	
短按	短按 加音量	
長按	長按 下一曲	
短按	短按 減音量	
長按	長按 上一曲	
短按	音樂模式下:播放/暫停	
長按	長按3秒斷開藍牙	
雙擊	雙擊 TWS配對	

操作指南

(1) 開/關機
長按⊕鍵3秒即可開機,再次長按開機。

(2) 藍牙模式
開機後,自動進入藍牙模式,藍牙指示燈藍燈閃亮,打開您的藍牙設備,搜索到“S8Pro或S8”時選擇連接,連接成功後語音提示“藍牙連接成功”藍牙指示燈常亮。

(3) 免持通話
藍牙連接成功後,使用手機撥打電話時,音箱會自動進入藍牙免持通話狀態,當有來電時,短按⊖接聽再次短按⊖掛斷。



除藍牙外的其他模式下,藍牙功能呈關閉狀態,有來電時,音箱不會進入免持通話。

操作指南

(4) TWS配對
1.將兩台音箱同時開機(若此時設備有藍牙連接,需先斷開設備再進行下一步操作)
2.雙擊任一音箱⊖鍵,配對成功音箱會發出提示聲。
3.配對成功以後,主副音箱⊕燈常亮,主機藍牙燈閃副機藍牙燈滅。
4.此時打開藍牙設備搜索S8 Pro或S8點擊配對即可
5.在TWS模式下,只有主機具有通話控制功能,副機沒有,且通話時只有主機有免持功能,副機沒有。
6. Aux 線輸入模式TWS 操作方法:
按以上1-2步驟操作完後,用3.5mm音頻線連接主機(藍牙燈閃為主機)和其他支援3.5mm音頻接口的播放設備,音箱切換到Aux 模式播放音樂即可享受Aux下TWS 播放。

(5) EQ音效切換
S8 Pro或S8音箱內置:人聲·流行·低音3種EQ音效模式,短按EQ鍵即可切換:流行樂(默認無燈)、人聲(紅燈)、重低音(藍燈)。

(6) 燈效模式切換
音箱燈效可通過連續雙擊EQ按鍵,關閉或者打開燈效。

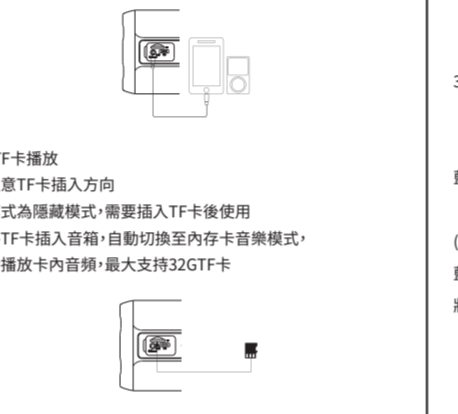
(7) 語音助理喚醒
長按EQ鍵3秒,可喚醒手機語音助理,即可通過音箱內置麥克風對手機進行切歌、天氣查詢、打電話等語音操作。

功能說明

(1) 線路輸入模式*
該模式為隱藏模式,需插音源線後使用。
請將3.5mm音頻線連接到手機/電腦的耳機輸出口,自動切換至“線路輸入模式”
*因多數電腦的USB接口供電能力不能滿足音箱工作需求,建議在使用AUX 連接電腦播放音樂時,不要使用電腦USB接口給音箱同步充電。

(2) TF卡播放
請注意TF卡插入方向
該模式為隱藏模式,需要插入TF卡後使用
請將TF卡插入音箱,自動切換至內存卡音樂模式,自動播放卡內音頻,最大支持32GTF卡

*多種模式下,短按⊕切換藍牙/內存卡/線路輸入



功能說明

(3) 充電
重要提示:
*請勿使用未經過取得3C認證的充電頭
*建議使用輸出為5V-1A/2A的充電頭進行充電
1.當聽到“Low Battery”語音提示時,請盡快為音箱充電。
2.本音箱支持自適應充電,根據外接充電頭的功率自動選擇充電電流,當使用電腦USB接口為本機充電時,充電電流小,充電時間會比較長。
3.充電時+4格充電燈循環點亮,充滿電4格全亮。

*溫馨提示
藍牙斷開後,2分鐘將自動關機。

(4) 節能省電
藍牙模式下,等待配對狀態持續20分鐘無手機連接藍牙,音箱將自動關機以節省電量。

技術說明

型號	S8 Pro	S8
藍牙版本	5.0	5.0
藍牙名稱	S8 Pro	S8
輸出功率	20Wx2	10Wx2
連接距離	20m(Open Field)	20m(Open Field)
電池容量	6600mAh	3600mAh
電壓	5V/2A	5V/1A
充電時長	3.5-4 hours	3.5-4 hours
產品尺寸	80x80x180mm	80x80x180mm

疑難解答

1. 藍牙無法連接或播放音樂沒有聲音怎麼辦?
請先確認音箱是否處於藍牙模式,再確認您的音源是否支持藍牙功能並將其打開檢查音箱是否處於藍牙搜索狀態,如果周邊藍牙設備太多,可能會造成搜索困難,請關閉其他藍牙設備。

2. TF卡播放沒有反應怎麼辦?
請確認TF卡有無問題,並檢查卡中音檔是否為MP3播放格式,如果以上問題均排除,則可能是TF卡兼容性問題,可將TF卡格式化為FAT32格式,或者嘗試更換其他TF卡。

溫馨提示:
1.由於產品迭代升級,可能在包裝及外觀工藝上有部分差異,請以實物為準。
2.產品在銷售過程中,我廠有對產品逐步優化以提升產品的體驗,會對產品部分功能及參數調整,請以實物為準。
3.我廠產品部分機型存在多版本多配置型號,請根據需求選擇對應產品,詳情可諮詢客服。

YOU LISN

產品保修卡

進口代理商: 傑聯貿易有限公司
電話: 03-3589598
地址: 桃園市蘆竹區經國路900號4樓
E-mail: jielien.trade@gmail.com

產地: China
進口代理商: 傑聯貿易有限公司
電話: 03-3589598
地址: 桃園市蘆竹區經國路900號4樓
E-mail: jielien.trade@gmail.com

保固說明
如果在購買之日起一年內有人為因素下,產品的材料或產品品質, YOU LISN將修理或更換零件或必要條件。
本廠概不包修:
(A) 因意外、不當使用、繼續操作造成的損害。
(B) 自行至未經授權店家修理的單位。
(C) 未按Youlison產品說明書操作。
(D) 非產品本體之零件、配件保固一個月。
(E) 客人本身未妥善保存、保養造成產品品質。
(F) 未能提供購買證明或已過了保固期限。
以上人為因素下,產品產生損傷不在保固範圍內,如無損壞我們將會請專業師傅在商酌後,視實際情況而定,如有需要,請洽本廠。請聯繫台灣總代理商: 傑聯貿易有限公司以獲得保固維修和購買各類消費產品權益。

購買日期: _____
聯絡我們: _____
經銷商印章: _____ 官方LINE: _____ 聯絡專員: _____ 官方網站: _____

YOU LISN

Wireless Speaker User Manual Mode S8/S8Pro

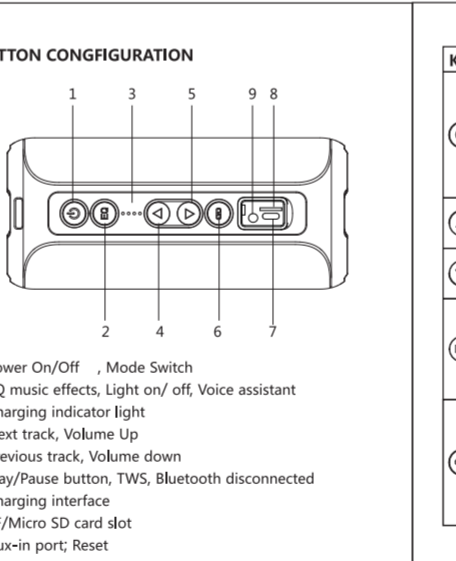
Thank you for purchasing the "S8/S8 Pro" Bluetooth Speaker.
The "S8/S8 Pro" is equipped with Bluetooth 5.0 for optimal connection and pairing with your Bluetooth enabled device. Please read the user manual before use and keep it handy for future reference. If you have any additional questions or comments, please contact us by email at:
E-mail: jielien.trade@gmail.com
Tel: 03-3589598
Add: 4F, No. 900, Jingguo Rd., Luzhu Dist., Taoyuan City 338018, Taiwan (R.O.C.)
Note: Calling is not recommended in non-emergency situations, as we may not be able to answer the call in time due to time zone reasons.
PACKAGE CONTENTS
• 1x X8 Bluetooth speaker • 1x Warranty card
• 1x 3.5mm audio cable • 1x User manual
• 1xType-C charging cable • 1x Lanyard

FEATURES
•DSP algorithm patent technology, maximum 20W/40W power output
•IPX7 water resistance.
• Dual passive radiators provide superior deep bass.
•True Wireless Stereo (TWS) for stereo surround sound.
•Built-in rechargeable Lithium battery supports up to 30 hours of play time on a single charge.
•EQ sound effects adjustment.
•Bluetooth 5.0
•Rhythmic Light show
•Plug and Play music easily from a TF card.
•Supports voice assistant for music streaming, phone calls, weather inquiries and much more.

Note: Voice Assistant is supported by Siri, Google and other local Android voice assistants that run on Samsung, Huawei, Xiaomi and more devices.

SPECIFICATIONS

Model	S8 Pro	S8
Material	Fabric+ABS	Fabric+ABS
Bluetooth	5.0	5.0
Bluetooth profile	A2DP V 1.3, ACRCP V1.4, HFP V1.6	A2DP V1.3, ACRCP V1.4, HFP V1.6
Bluetooth transmission	Up to 20m/66ft (open area)	Up to 20m/66ft (open area)
Waterproof	IPX7	IPX7
Output power	2x 10W Max	2x 20W Max
Power supply	DC5V/1A	DC5V/2A
Frequency range	50HZ-18000HZ	20HZ-20000HZ
Battery	Built-in Lithium battery, 3600mAh x 1	Built-in Lithium battery, 3300mAh x 2
Playtime	Up to 30 hours (around 65 dB)	Up to 30 hours (around 65 dB)
Talk time	Up to 35 hours (on a 70% volume)	Up to 35 hours (on a 70% volume)
Standby	About 24 months	About 24 months
Charging time	3.5-4 hours	3.5-4 hours
Functions	Hands-free , Aux-in, TF/Micro SD card, Bluetooth	Hands-free , Aux-in, TF/Micro SD card, Bluetooth
Dimension	80x80 x 180mm	80x 80x 180mm



Key Operation

Operation	Functions
Short press ⊕	Change the play mode
Long press ⊕	Turn on/off: Long press for 3s Reset to factory default settings: Hld for about 8 seconds to reset if the speaker malfunctions.
Short press ⊕	Volume up
Long press ⊕	Choose next track
Short press ⊕	Volume down
Long press ⊕	Choose previous track
Short press ⊖	Change the EQ
Long press ⊖	Turn on/off the light: Continuously click twice.
Long press ⊖	Activate voice assistant: Long press for 3s
Short press ⊖	In music playing state: play/pause
Long press ⊖	Answer/hang up a call
Press twice ⊖	Disconnect Bluetooth for 3s
Quickly ⊖	TWS

Note: It has physical reset key (hidden in the aux-in port): insert a hard stick to reset.

HOW TO USE

1. Bluetooth Mode
a. Turn on the "S8/S8 Pro" speaker and automatically enter the Bluetooth mode(The blue light is flashing, waiting for pairing)
b. Turn on the Bluetooth of your phone. Find the "X8/X8 Pro" in the available devices.
c. Click on "S8/S8 Pro" for Bluetooth pairing

2. TWS Mode
What is TWS?
TWS is true wireless stereo which means two Bluetooth speakers are able to be paired together to play music simultaneously to provide 3D stereo surround sound.
A.How to operate TWS in Bluetooth mode
a.Turn on the two speakers (disconnect the speaker from the other Bluetooth device).
b.Hold one of the speakers and press the ⊖ button twice, hear the prompt tone and enter the TWS pairing mode; the orange indicator light will be on for ⊖ button of both speakers when the connection is successful.
c.Blue light (Power button)is flashing for the master speaker (left channel), the other indicator is off for slave speaker (right channel).
d.Turn on the Bluetooth of the device (mobile phone). Find the "S8/S8 Pro" in the available devices and Click on "S8/S8 Pro" for Bluetooth pairing.
e. After the connection is successful, press the ⊖ button twice to disconnect the connection.
f. In TWS mode, only the master speaker (left channel speaker) has hands-free function, while the right channel speaker is silent.
Follow the step of A(from a-c) then connect the audio cable to

master speaker to enjoy TWS function.
Note: It is only working with master speaker to connect the audio cable (the indicator is flashing for master speaker, it' s always on for slave speaker)

3.TF Card Mode
a. Insert the TF Card (User-supplied) into the speaker, the Bluetooth speaker automatically enter TF Card mode, automatically play the audio in the card.
Note: TF card supports WAV/FLAC/MP3 format, with capacity smaller than or equal to 32GB.

4.AUX-in Mode
a. Simply connect the speaker with your non-Bluetooth device via the 3.5 mm audio jack cable.
Note 1: After plugging in an audio cable, the speaker will automatically switch to Aux-in Mode
Note 2: The USB power supply of the most computers does not meet the standards of speakers. Please do not allow the computer to charge the speakers when the speaker is working in AUX-IN mode.

5.Auto Power Off
The speaker will power off automatically after 20 minutes if it does not pair with any device through Bluetooth or does not play any sound after pairing. When in low battery, the speaker will power off automatically as well.

Care & Maintenance
Do not use any form of detergents or cleaning material to clean the product as any type of chemical may make this device unusable. Do not disassemble this product. It contains no user serviceable parts. Do not drop or jump on it and treat it with care for the best performance. Keep the product in a dry location. Dust, dirt & moisture from humidity can accumulate on the body of the product if kept at an unfriendly place. Do not dispose this product in fire or batteries may explode or leak.

Warranty Information
Your "S8/S8 Pro" Bluetooth Speaker, is warranted to the original owner for 12 months from the date of purchase against defects in material and workmanship under normal use and service. CHAYO is not responsible for the accidental use of this product and its liability will not exceed the purchase price of the product. If you have any problems while using the product, please do not hesitate to contact our customer support team at jielien.trade@gmail.com



FCC Conditions
This device complies with part 15 of the FCC Rules. Operation is subject to the following two conditions:
1.This device may not cause harmful interference.
2.This device must accept any interference received, including interference that may cause undesired operation.

EU Conformity Statement
This product and-if applicable-the supplied accessories too are marked with "CE" and comply CE therefore with the applicable harmonized European standards listed under the EMC Directive 2004/108/EC, the RoHS Directive 2011/65/EU, 2012/19/EU (WEEE directive): Products marked with this symbol cannot be disposed of as unsorted municipal waste in the European Union. For proper recycling, return this product to your local supplier upon the purchase of equivalent new equipment, or dispose of it at designated collection points. For more information see: www. recyethis. info

6.Charging

Charging indicator light is flashing	Charging
All Charging indicator lights on	charging finished